



RELEASE NOTES

SUMMARISED FOR PUBLIC VIEWING

PLEASE NOTE:

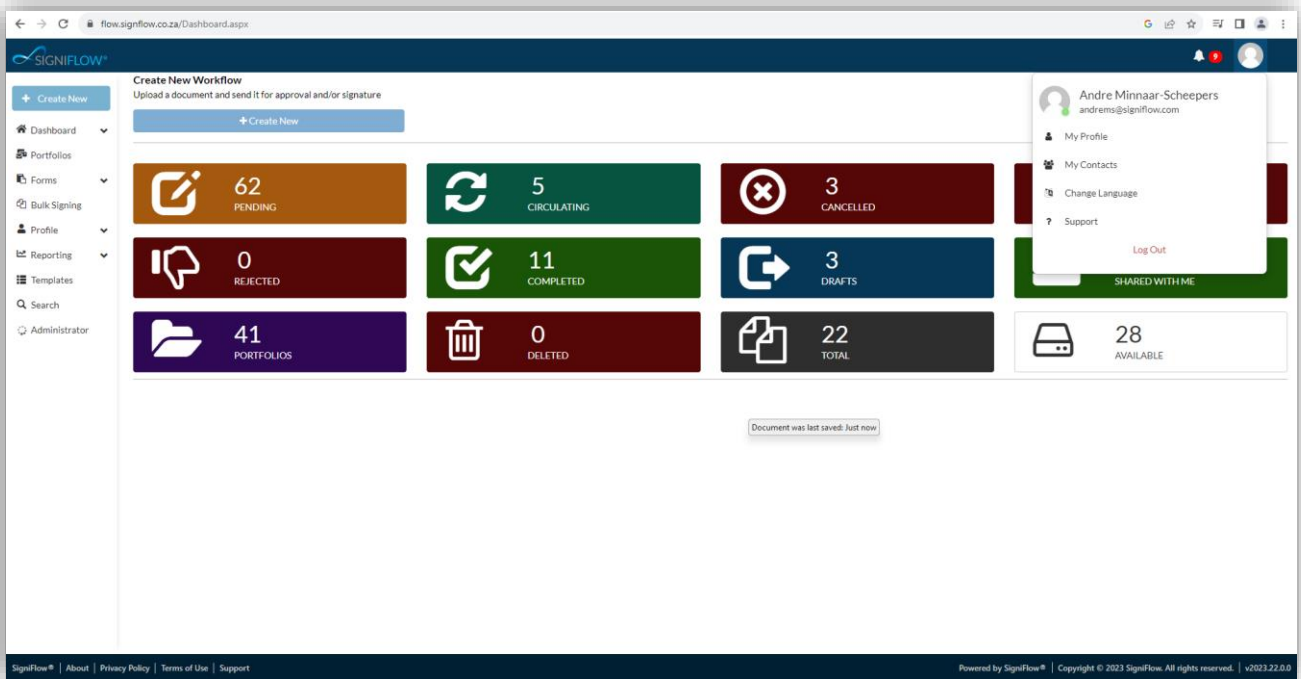
This is a summarised catalogue of SigniFlow release notes, authorised for public viewing.



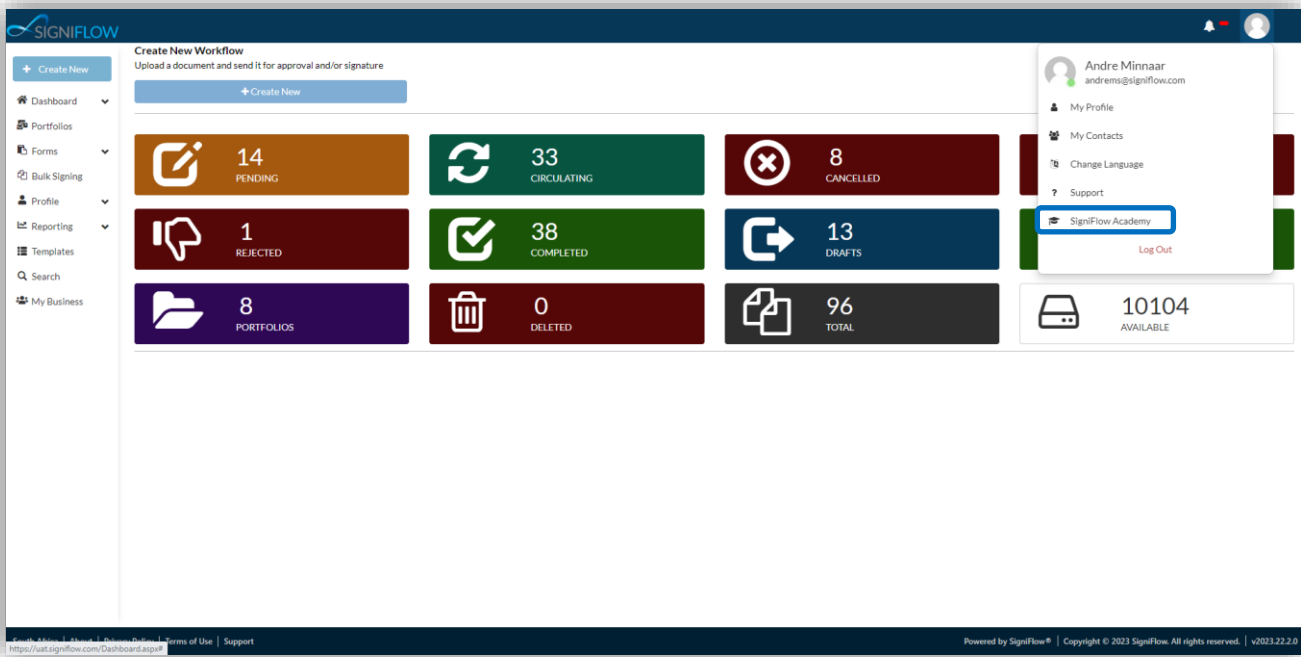
Release Updates for
SigniFlow® V2023.22.2.0
19th September 2023

NEW FEATURES / ENHANCEMENTS (SYSTEM FRONT END)

Added the SigniFlow Academy in the profile drop-down menu in the top right corner on SigniFlow.



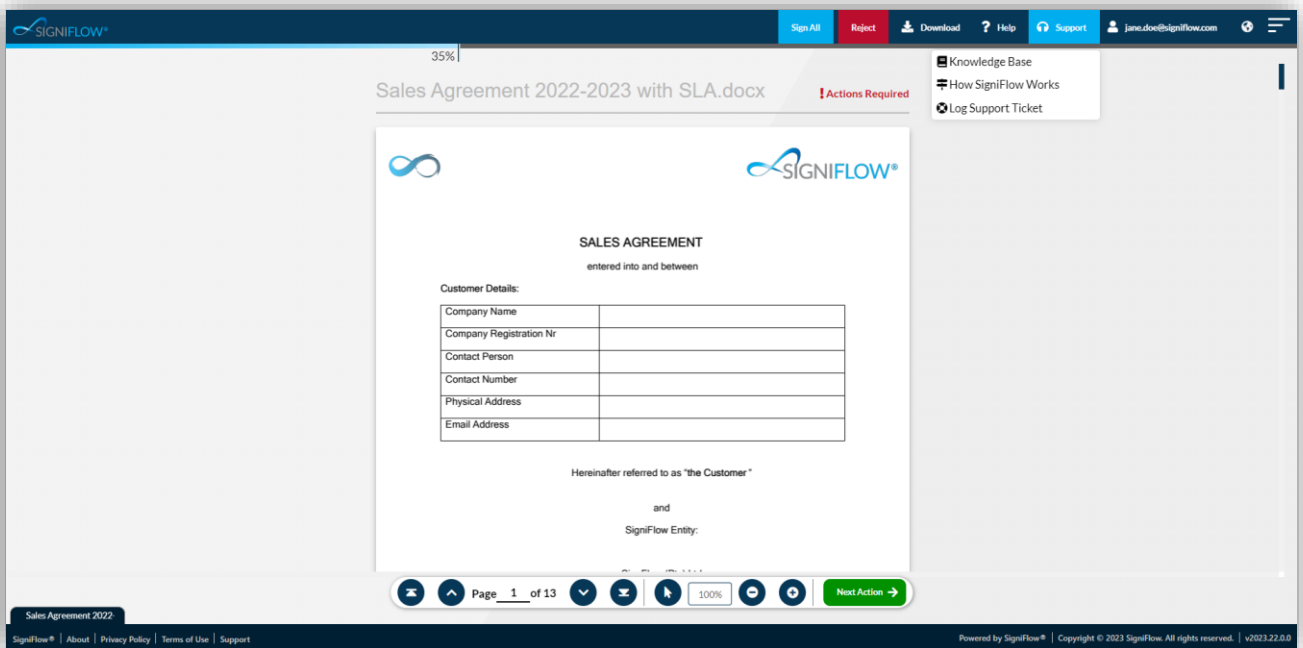
System before Change



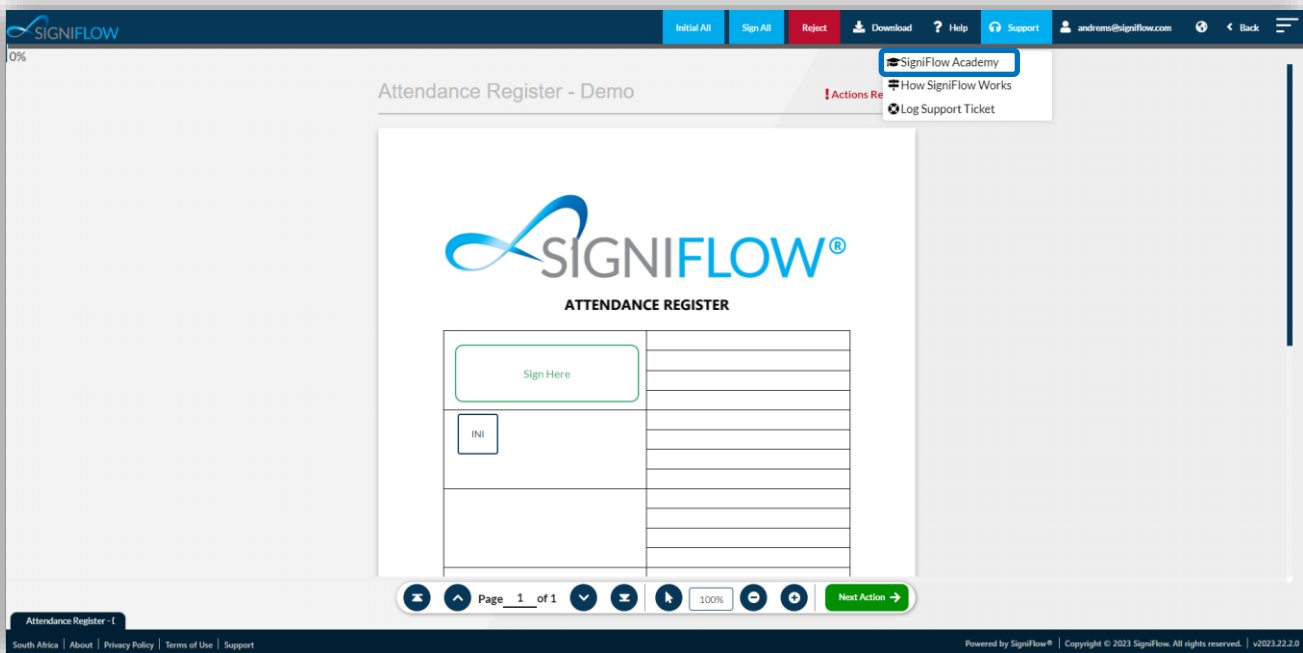
System After Change

NEW FEATURES / ENHANCEMENTS (SYSTEM FRONT END) - CONTINUED

Added the SigniFlow Academy in the Support drop-down menu in EasiSign.



System before Change



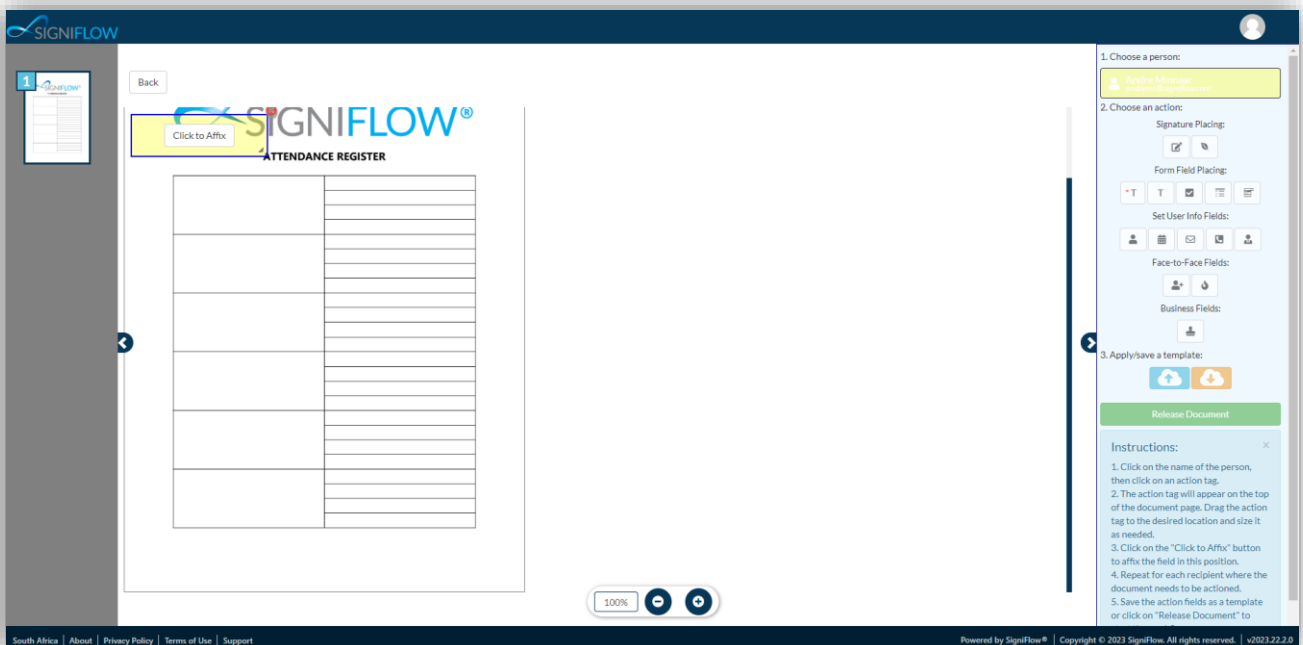
System After Change

NEW FEATURES / ENHANCEMENTS (SYSTEM FRONT END) - CONTINUED

- Field placement within DocPrepper will now be placed within the section of the screen that is being viewed, whereas previously the field was always placed at the top left of the screen, which, if the user had scrolled to the bottom of the screen, meant that the user had to scroll up before being able to move the field into the required position on the document.



System before Change



System After Change

NEW FEATURES / ENHANCEMENTS (SYSTEM BACK OFFICE)

- Handle email connection issues when emails fail to send and require a manual restart to re-establish a connection with the mail server.
- Handle email issues where completed emails are not sent out for face-to-face signers, causing the completed email queue to build up and not send any new emails.
- Fixed session/cookie issues when opening documents to sign and sometimes end up in an endless reload loop.
- Fixed session/cookie issues where object reference errors are displayed when opening or signing documents caused by the cookie not being generated correctly.
- Fixed an issue where the signature file for electronic signatures is not saved correctly, causing the document progress to get stuck on the current step and require manual intervention to get it processed.
- Fixed an issue where the audit request date on the audit log is not converted into the current user's time zone.
- Fixed an issue on portfolio sharing from Document Prepper where the portfolio is not shared with the first user when send email is set to skip all and the sharing action is set to "Share when action required".
- Fixed an issue where the signature appearance settings were not updated and applied correctly during the signing process.
- Fixed an issue where initial all during group signing fails in certain scenarios.
- Signature border option was removed from the EasiSign configuration.

The screenshot shows the 'EasiSign Config' interface. The 'Signature Border' dropdown is set to 'Yes'. The 'Signature Date' dropdown is set to 'Yes'. The 'Signature Signed By' dropdown is set to 'Yes'. The 'Include Middle Names' dropdown is set to 'No'. The 'Initialize First Names' dropdown is set to 'No'. The 'Save Signature' dropdown is set to 'Yes'. The 'Doc Security Type' dropdown is set to 'Registration & Login'. The 'Geolocation' dropdown is set to 'Optional'. At the bottom right, there are buttons for 'Save', 'Remove', 'Registration Config', and 'Setup Default Config'.

System before Change

The screenshot shows the 'EasiSign Config for Andre Minnaar UAT' interface. The 'Signature Type' dropdown is set to 'User Choice'. The 'Signature Date' dropdown is set to 'Yes'. The 'Signature Signed By' dropdown is set to 'Yes'. The 'Include Middle Names' dropdown is set to 'User Choice'. The 'Initialize First Names' dropdown is set to 'User Choice'. The 'Save Signature' dropdown is set to 'No'. The 'Doc Security Type' dropdown is set to 'Registration & Login'. The 'Geolocation' dropdown is set to 'Optional'. At the bottom right, there are buttons for 'Save', 'Remove', 'Registration Config', and 'Setup Default Config'.

System After Change

IMPORTANT INFORMATION RELATED TO NEW SIGNATURE BORDER

With the introduction of the new signature appearance that was introduced with the upgrade to version v2023.22.0.0 the border has been added to the Signature appearance. This border has been added as it has become an international standard for eSignature Providers to have this as part of their signature appearance, but additional reasons for the addition are:

- 🔗 **Clarity and Separation:** The border helps clearly distinguish the signature from the surrounding content or document. It provides a visual separation, making it easier to identify where the signature begins and ends.
- 🔗 **Legibility:** Signatures can vary in size, style, and complexity. Some signatures might be very small and intricate, making them difficult to discern without a border. The border ensures that the signature remains legible and distinct.
- 🔗 **Authentication:** The border can serve as a security measure by preventing unauthorised alterations to the signature. If someone tries to tamper with or manipulate the signature, the border will show evidence of this tampering.
- 🔗 **Professionalism:** Including a border can add a professional touch to the electronic / digital signature, making it look more official and akin to a traditional handwritten signature.
- 🔗 **Compliance:** In some regions or industries, regulations may require specific visual elements or formatting for electronic signatures. The border may be part of compliance with these requirements.
- 🔗 **Consistency:** Having a standard border or format for electronic signatures across an organisation or a platform can ensure consistency in the appearance of signatures, which can be important for branding or legal reasons.

As a global eSignature provider, SigniFlow® has introduced this into the application to ensure that we comply and keep up to date with international standards.



System before Change



System After Change